



MODEL: OT4-6

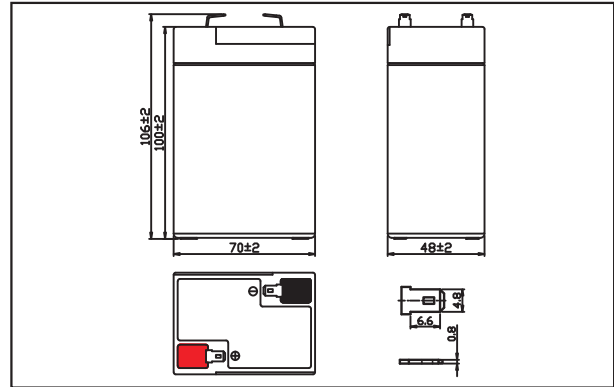
Product Code:302010005-0009



Container Color
 ■ Black C
 ■ Grey 3 C

Plane Chart:

Unit:(mm) Terminal type:(F1)



ISO9001
ISO14001
OHSAS18001

Characteristic:

- 100% testing before out of factory, stable and reliable quality is guaranteed.
- Professional alloy formula and advanced manufacturing techniques.
- Completely sealed and maintenance free, low self-discharge.
- Good charge-discharge acceptability.
- Cyclic application: deep cycle charge-discharge for more than 260 times.
- Floating application: for 3-5 years.

Application:

- Anti-theft system
- Radio transceiver
- Power system
- Railroad engine and railway communication
- Emergency lighting and lamps
- Electric tools
- Electronic instruments and other backup power
- Medical facilities
- UPS for banking system
- Computer backup power
- Marine system
- UPS for fire fighting system
- Toys

Parts:

Cover	Container Bottom	Terminal	Positive Plate	Negative Plate	Separator	Electrolyte	Safety Valve	Seal Glue
ABS UL94V-0	ABS UL94V-0	Copper	PbO ₂	Pb	AGM	dilute sulphuric acid	Rubber	Epoxy Resin

Packing

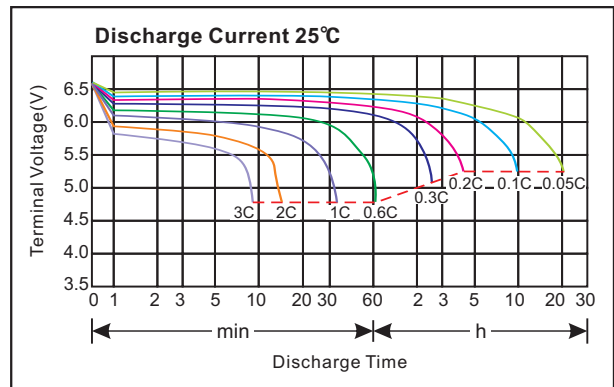
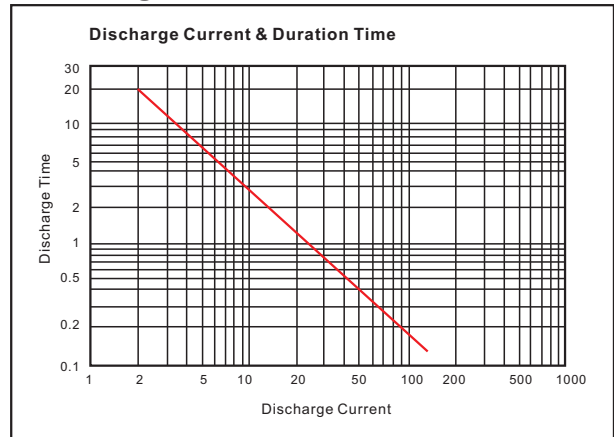
Date	Battery Packing	Inner Packing	Outer Packing
Printing	Polybag	Paper Box	Carton Packing
Branded	Shrink		
Carton Sealing		Accessories	
Packing Strap		Bolts&nuts	Mini Charger
Shrink		With	Optional

Parameter Chart:

Volts		6V	
Capacity(25°C)		20 hours rate (0.2A)	4Ah
Discharge Current Testing (25°C)		20 I ₂₀ rate (4A, 27min)	27min
		60 I ₂₀ rate(12A, 7min)	7min
Internal Resistance		Full Charged Battery 25°C	17.2mΩ
Capacity Affected By Temperature (20 hours rate)		40°C	104%
		25°C	100%
		0°C	83%
		-15°C	65%
Residual Capacity (25°C)		Capacity After 3 Months Storage	91%
		Capacity After 6 Months Storage	82%
		Capacity After 12 Months Storage	65%
Charge (Constant Voltage)	Cycle (25°C)	Initial Charging Current Less Than 1.2A Voltage 7.25~7.45V	
	Floated (25°C)	Charge Voltage 6.8~6.9V	
Weight (Approx)		0.67Kg	

*The above are average and data obtained from the first 3 charge/discharge cycles. These are not minimum values.

Discharge Curve





Constant Current Discharge Characteristics(A,25°C)											
F.V/Time	5min	10min	15min	30min	60min	2h	3h	5h	8h	10h	20h
4.80V	13.60	8.67	6.98	4.18	2.35	1.30	0.93	0.64	0.45	0.38	0.21
5.10V	12.94	8.23	6.70	4.06	2.26	1.29	0.92	0.63	0.44	0.37	0.20
5.25V	12.53	7.97	6.53	3.95	2.25	1.27	0.91	0.62	0.44	0.36	0.20
5.40V	12.13	7.72	6.37	3.85	2.15	1.26	0.90	0.62	0.44	0.35	0.19

Constant Current Discharge Characteristics(Watt,25°C)											
F.V/Time	5min	10min	15min	30min	60min	2h	3h	5h	8h	10h	20h
4.80V	75.71	48.88	36.96	24.22	13.63	7.63	5.55	3.82	2.69	2.27	1.23
5.10V	72.03	46.31	38.22	23.26	13.08	7.52	5.48	3.79	2.67	2.22	1.21
5.25V	69.83	44.83	37.26	22.67	12.75	7.44	5.40	3.73	2.66	2.17	1.18
5.40V	67.62	43.37	36.31	22.09	12.42	7.36	5.33	3.68	2.65	2.12	1.16

Loading Info

Master Carton			Pallet			20 GP	
Pcs/Ctn	Size (mm)	N W (kg)	Size (mm)	Total CTNS	N W (T)	Pallet Qty	Battery Qty(pcs)
20 PCS	295*245*136	0.67	122*82	100	1.34	14	28000

